



— THE CITY OF LONDON —
DENTAL SCHOOL

DIPLOMA COURSE

Computer-Guided Implant Dentistry

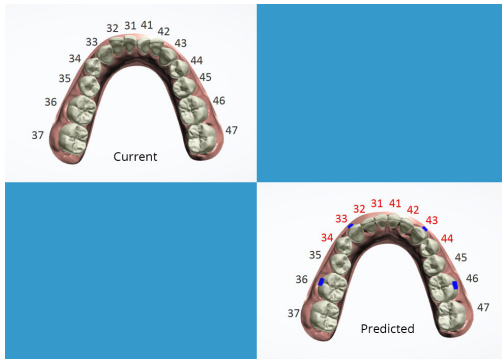


About the Course

The Diploma in the Specialist Practice of Computer-Guided Implant Dentistry is aimed at helping dentists gain the core knowledge and clinical skills essential for the delivery of high-quality dental care, and predictable restorative outcomes. It instils the skills that are essential for the professional practice of advanced dentistry. This course also incorporates and exposes students to the very latest digital driven technologies and treatment modalities.



Module Outline

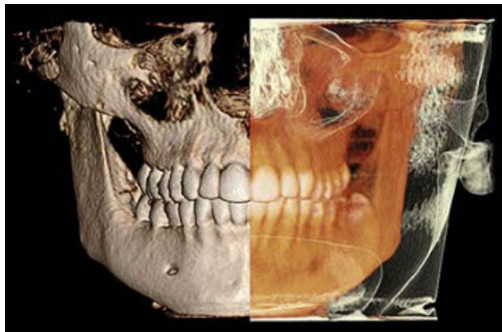


Course Structure Term 1

- This module critically evaluates the latest computer assisted design and manufacturing technologies used in the practice of digital dentistry. It aims to give you experience in the use of commercial CAD/CAM systems and further develop your abilities in the production of implant guides and restorations.
- A familiarity with CAD software will be established. Dental computer packages will be used in order to develop a base level of competence

and understanding.

- You will be encouraged to evaluate the significance and effectiveness of dental CAD/CAM systems. It will also introduce image capturing technologies, their indications and application to the digital work flow. The software commonly used in the treatment planning and design of restorative appliances and surgical guides will be covered in detail.
- Students will have the opportunity to use CAD software in the treatment of actual cases and assess its functions and application for various treatment modalities. CAM processes will include various appliance fabrication hardware such as milling and printing machines.
- Aim: To provide students with the advanced theoretical and clinical knowledge necessary to undertake the practical and clinical training offered in the later terms of the programme.



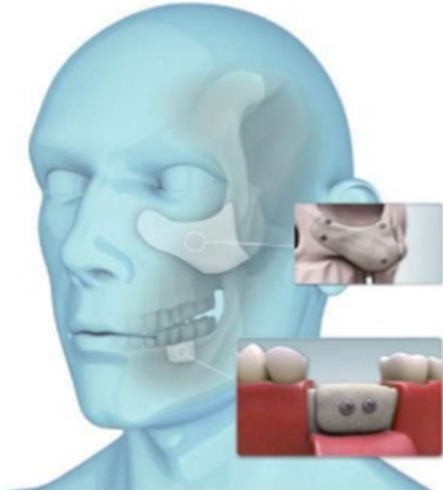
Course Structure Term 2

- This module provides an introduction to Cone Beam Computer Tomography (CBCT) through a series of practical training sessions on three-dimensional imaging systems and their underlying principles.
- It will develop the skills of navigation and interpretation of three-dimensional images. Through this module you will learn the fundamental technology of CT scans, their advantages and limitations.
- You will learn the operating and legal requirements applicable to the

safe and effective use of radiographic equipment, plus the health and safety issues related to ionising radiation.

- Aim: Learners will acquire the practical skills required to use digital dentistry, and learn how to apply them to clinical cases of increasing complexity.

Course Structure Term 3



- This module will provide a sound understanding of the key concepts of augmentation of dento-facial soft and hard tissues and help students to develop the practical skills necessary for successful and predictable regeneration of lost tissue.
- Students will conduct literature searches and critically appraise current evidence relating to the management of tissue defects or diseased tissue. Through understanding and using appropriate academic resources students will focus on how to incorporate ideas from their reading into an essay using quotations, paraphrases and references.
- This module will also consider potential complications and risk assessment strategies to avoid and minimise complications. The module develops communication skills, organisation and planning, problem solving, treatment planning, risk assessment, ethical responsibility and consent.

- Aim: This course, when completed, is your initial step to a full Masters degree in the professional practice of Clear Aligner Orthodontics validated by the University of Bolton

Course Leaders



Professor Stewart Harding Actual implant placements on provided cases will be supervised by Professor Stewart Harding, the course leader and clinical director. He is the Dean of The City of London Dental School and has delivered implant training programmes internationally, helping many dentists to realise their ambition of becoming a skilled implant specialist dental surgeon.

Admission Criteria

regwrwthtdgjf,fh s dtrhrtkuy.p[o[omyngngdhn'

